


Step 1

Please visit the MySat TV website (<http://www.mysattv.com.au/>) and follow the prompts below:

Step 2

Select the 'Satellite Decoder Online Registration' button.



The screenshot shows the VAST website interface. At the top, there is a navigation bar with links: Home, Eligibility, Information, Troubleshooting, and Enquiries. The main header features the VAST logo and the text 'Viewer Access Satellite Television Digital TV from Satellite'. Below the header, the page is divided into two main sections. On the left, under the heading 'What is VAST?', there is a paragraph explaining the service and a list of links: 'Am I Eligible for VAST?', 'General information on VAST', and 'Troubleshooting your VAST service (Including decoder rehit)'. On the right, there is a section titled 'Do you have your VAST satellite decoder set up and are able to receive channel 800? Or if you are seeking pre-approval? Click below to register.' This section contains a button labeled 'Satellite Decoder Online Registration' which is highlighted with a red arrow. Below this button is a link to 'Registration Process Steps'. Further down, there is another section titled 'Are you travelling within Australia and wish to apply for temporary access to VAST? Click below to register.' which contains a button labeled 'Traveller's Registration' and a link to 'Registration Process Steps'. Below this, there is a section titled 'For Traveller's Temporary Certificate Renewal click below.' which contains a button labeled 'Traveller's Registration Renewal'. At the bottom of this section, there is a link to 'For Decoder Rehit click below.' and a button labeled 'Decoder Rehit'.

Step 3

Enter the street address where you would like to register your VAST satellite receiver.



Australian Government

Australia has now returned!





[Share](#)

Enter your suburb, postcode, or address to begin

Get info >

Back

Welcome to mySwitch

Please enter your full address in the field above to see your digital TV coverage and eligibility for satellite access.

mySwitch helps you:

- Check the quality of your reception.
- Get help to resolve reception issues.

General information

mySwitch provides information on digital television reception across Australia following the Digital TV Switchover. For more information please visit the [Department of Communications and the Arts' website](#).

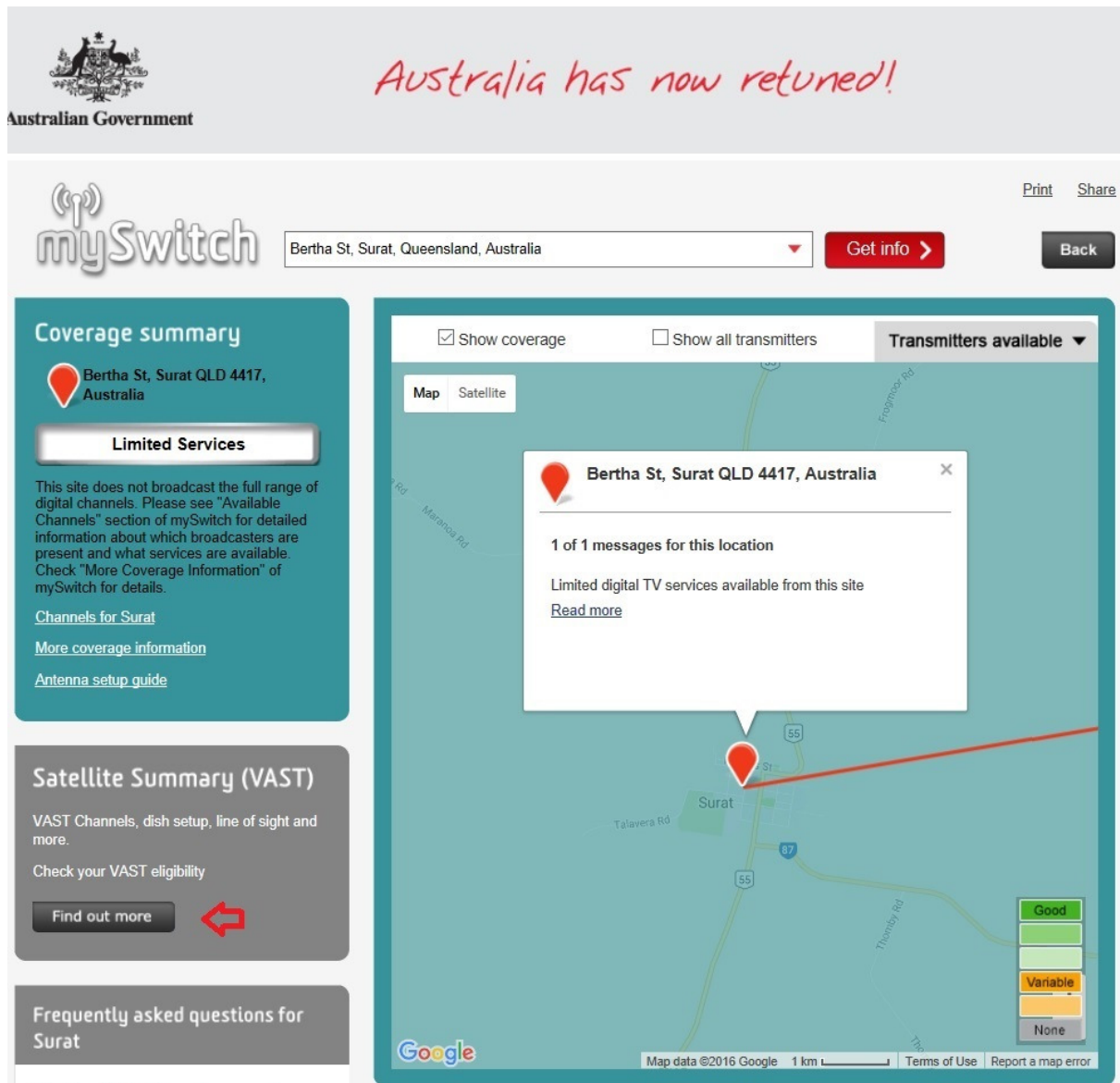
VAST information

For more information on VAST decoder registration, activation and VAST for travellers, please visit [MySatTV](#).



Step 4

Select the 'Find out more' button.



Australian Government

Australia has now returned!

mySwitch

Bertha St, Surat, Queensland, Australia

[Get info](#) [Back](#)

Coverage summary

Bertha St, Surat QLD 4417, Australia

Limited Services

This site does not broadcast the full range of digital channels. Please see "Available Channels" section of mySwitch for detailed information about which broadcasters are present and what services are available. Check "More Coverage Information" of mySwitch for details.

[Channels for Surat](#)

[More coverage information](#)

[Antenna setup guide](#)

Satellite Summary (VAST)

VAST Channels, dish setup, line of sight and more.

Check your VAST eligibility

[Find out more](#)

Frequently asked questions for Surat

Map **Satellite**

☒ Show coverage ☐ Show all transmitters **Transmitters available**

Bertha St, Surat QLD 4417, Australia

1 of 1 messages for this location

Limited digital TV services available from this site

[Read more](#)

Good


Variable

None

Map data ©2016 Google 1 km [Terms of Use](#) [Report a map error](#)

Step 5


Select the 'Apply for VAST' button.



[Print](#)
[Share](#)

[Get info >](#)
[Back](#)

Coverage summary



Bertha St, Surat QLD 4417, Australia

[Channels for Surat](#)

[More coverage information](#)

[Antenna setup guide](#)

[Back to map](#)

Satellite Summary (VAST)

VAST Channels, dish setup, line of sight and more.

Check your VAST eligibility

[Find out more](#)

Frequently asked questions for Surat

[What should I do if I experience reception difficulties?](#)

[What about subscription TV?](#)

[I have subscription television, can I get my digital channels through my provider?](#)

[Why have I been given the "also available within range" message when I look at my available channels?](#)

[Are you experiencing reception difficulties?](#)

[How does a viewer get access to the satellite service? Will the Government provide any financial assistance to viewers?](#)

[I've already got subscription TV, do I need VAST?](#)

[What happens if I already receive television from the 'Aurora' satellite service?](#)

[How do I get access to Satellite TV for my caravan or motorhome?](#)

[I have subscription television and already have a satellite dish on my roof. Do I need VAST?](#)

[I have a satellite dish on my roof but don't know whether I can use it to receive VAST. Do I have to use a special VAST dish or can I just use the one on my roof?](#)


Viewer Access Satellite Television (VAST)

VAST Eligibility

[Apply for VAST >](#)


















You are entitled to receive VAST, the Australian Government-funded satellite service for digital free-to-air TV.

Please check the red "Apply for VAST" button for details on how to apply for access to the VAST service.




Important Information

[Channels](#)
[Dish setup](#)
[Satellite Elevation Profile](#)

ABC <div>     </div> <p>Find this station on channel: 2 22 23 24</p> <p>Timezone: Australian Eastern Standard Time</p>	SBS <div>     </div> <p>Find this station on channel: 3 32 33 34</p> <p>Timezone: Australian Eastern Standard Time</p>	Southern Cross <div>    </div> <p>Find this station on channel: 7 72 70</p> <p>Timezone: Australian Eastern Standard Time</p>	Imparja <div>    </div> <p>Find this station on channel: 9 99 90</p> <p>Timezone: Australian Eastern Standard Time</p>	Ten <div>    </div> <p>Find this station on channel: 10 11 1</p> <p>Timezone: Australian Eastern Standard Time</p>
--	--	--	---	---

Step 6


Select the '**All Services**' check box to receive all available Television services.



[Print](#)
[Share](#)

[Get info >](#)
[Back](#)

Coverage summary



Bertha St, Surat QLD 4417, Australia

[Channels for Surat](#)
[More coverage information](#)
[Antenna setup guide](#)
[Back to map](#)

Satellite Summary (VAST)

VAST Channels, dish setup, line of sight and more.

Check your VAST eligibility

[Find out more](#)

Frequently asked questions for Surat

[What should I do if I experience reception difficulties?](#)
[What about subscription TV?](#)
[I have subscription television, can I get my digital channels through my provider?](#)
[Why have I been given the "also available within range" message when I look at my available channels?](#)
[Are you experiencing reception difficulties?](#)
[How does a viewer get access to the satellite service? Will the Government provide any financial assistance to viewers?](#)
[I've already got subscription TV, do I need VAST?](#)
[What happens if I already receive television from the 'Aurora' satellite service?](#)
[How do I get access to Satellite TV for my caravan or motorhome?](#)
[I have subscription television and already have a satellite dish on my roof. Do I need VAST?](#)
[I have a satellite dish on my roof but don't know whether I can use it to receive VAST. Do I have to use a special VAST dish or can I just use the one on my roof?](#)

Satellite eligibility (VAST)

What is VAST

The Australian Government is funding a service known as Viewer Access Satellite Television (VAST). VAST provides digital TV services and is a satellite platform that supplies free-to-air TV around Australia. VAST ensures that viewers who cannot receive digital services from local transmitters will still be able to access the same range of channels as viewers in metropolitan areas.

Apply for VAST


You are eligible to apply for the full range of commercial and national services available from the free-to-air satellite service, VAST. Please note that while you are able to receive digital TV via satellite it may also be possible for you to receive digital TV services terrestrially. To check your predicted digital terrestrial television coverage please refer to the Coverage Summary and map on mySwitch.

The assessment of your application for the VAST service will be undertaken by commercial broadcasters. Information from mySwitch will be passed to the broadcasters to assist in this determination.

Applying for VAST

If you wish to apply please select your application type below and click APPLY at the bottom of this screen. You will be asked to confirm your application, which will be sent to the broadcasters.

☐ If you are travelling through remote Australia and you are seeking temporary access to VAST for your trip, please follow this link.
 ☐ ABC & SBS application only
 ☒ All Services



[Apply >](#)

Details

Address: **Bertha St, Surat QLD 4417, Australia**

Step 7

Complete the '**VAST Satellite Decoder Registration**' form. Assuming your VAST decoder is powered on and your satellite dish is correctly pointed you should receive access to all non-commercial services (ABC & SBS) immediately. It could though take up to 48 hours for the commercial channels to be activated.

[<< Home](#)

VAST Satellite Decoder Registration

See VAST Certified Decoder Manufacturers [here](#)

** - Denotes required information*

OWNER'S CONTACT DETAILS

First Name: *

Last Name: *

Company Name:

Postal Address 1: *

Postal Address 2:

Town/City: *

State: *

Post Code: *

Phone: *

Fax:

Mobile:

Email: * A valid owner email address is required for verification and processing. Incorrect contact information will result in the removal of all services.

Re-enter Email:

Do you have a working Aurora/RABS decoder?
 If YES, please list the existing Smartcard number. This may be used for verification of eligibility for the VAST service.
 If NO, please leave blank.

DECODER DETAILS [Finding the Decoder Smartcard?](#)

1st Smartcard Number: * - For a decoder pre-approval request please use 42000000000

2nd Smartcard Number: Use only for a second decoder at this same address

3rd Smartcard Number: Use only for a third decoder at this same address

Site Address 1:

The site address information below is as identified by the mySwitch web site.

Site Town/City:

Site State:

Post Code:

Latitude:

Longitude:

Extra Information:

VAST Commercial Broadcasters are sometimes asked to provide ratings agencies with details of our viewers for ratings purposes. Do you have any objection them providing your details?

Privacy: ☐ Yes ☒ No

Agreement: ☐ I certify that the details given are correct and agree to update these details if they change.

Installation Address :

Your decoder will be activated with all the Commercial, ABC & SBS Channels for your area. Please ensure your decoder is turned on and that you can already receive Channel 800. This will ensure that you receive the activation after submitting this form.

Decoder registration processing and activation usually occurs within 48 hours of the next business day.

[<< Home](#)